

UNITED STATES BANKRUPTCY COURT
Western District of Tennessee
PETITIONS CLOSED FOR TWELVE MONTH PERIODS
BY DIVISIONS

| Oct 1, 2018 - Sep 30, 2019 | | | |
|-----------------------------------|----------------|----------------|---------------|
| | Memphis | Jackson | Totals |
| Chapter 7 | 2,599 | 937 | 3,536 |
| Chapter 11 | 20 | 4 | 24 |
| Chapter 12 | 1 | 0 | 1 |
| Chapter 13 | 8,383 | 1,900 | 10,283 |
| Totals: | 11,003 | 2,841 | 13,844 |

| Oct 1, 2017 - Sep 30, 2018 | | | |
|-----------------------------------|----------------|----------------|---------------|
| | Memphis | Jackson | Totals |
| Chapter 7 | 2,899 | 978 | 3,877 |
| Chapter 11 | 26 | 10 | 36 |
| Chapter 12 | 0 | 1 | 1 |
| Chapter 13 | 9,061 | 1,989 | 11,050 |
| Totals: | 11,986 | 2,978 | 14,964 |

| Oct 1, 2016 - Sep 30, 2017 | | | |
|-----------------------------------|----------------|----------------|---------------|
| | Memphis | Jackson | Totals |
| Chapter 7 | 2,844 | 969 | 3,813 |
| Chapter 11 | 23 | 7 | 30 |
| Chapter 12 | 0 | 0 | 0 |
| Chapter 13 | 9,986 | 2,056 | 12,042 |
| Totals: | 12,853 | 3,032 | 15,885 |

| Oct 1, 2015 - Sep 30, 2016 | | | |
|-----------------------------------|----------------|----------------|---------------|
| | Memphis | Jackson | Totals |
| Chapter 7 | 3,072 | 1,008 | 4,080 |
| Chapter 11 | 20 | 7 | 27 |
| Chapter 12 | 0 | 1 | 1 |
| Chapter 13 | 10,022 | 2,310 | 12,332 |
| Totals: | 13,114 | 3,326 | 16,440 |

| 2019 Over 2018 | | | |
|-----------------------|----------------|----------------|----------------|
| | Memphis | Jackson | Total % |
| Chapter 7 | (300) | (41) | -8.80% |
| Chapter 11 | (6) | (6) | -33.33% |
| Chapter 12 | 1 | (1) | 0.00% |
| Chapter 13 | (678) | (89) | -6.94% |
| Totals: | (983) | (137) | -7.48% |

| 2019 Over 2018 | | |
|-----------------------|----------------|----------------|
| | Jackson | Total % |
| Chapter 7 | (41) | -4.19% |
| Chapter 11 | (6) | -60.00% |
| Chapter 12 | (1) | -100.00% |
| Chapter 13 | (89) | -4.47% |
| Totals: | (137) | -4.60% |

| % of Closings by Chap. By Div. Chapter % of | | | |
|--|----------------|----------------|-----------------------|
| | Memphis | Jackson | Total Closings |
| Chapter 7 | 74% | 26% | 26% |
| Chapter 11 | 83% | 17% | 0% |
| Chapter 12 | 100% | 0% | 0% |
| Chapter 13 | 82% | 18% | 74% |
| Totals: | 79% | 21% | 100% |

| % of Closings by Chap. By Div. Chapter % of | | | |
|--|----------------|----------------|-----------------------|
| | Memphis | Jackson | Total Closings |
| Chapter 7 | 75% | 25% | 26% |
| Chapter 11 | 72% | 28% | 0% |
| Chapter 12 | 0% | 100% | 0% |
| Chapter 13 | 82% | 18% | 74% |
| Totals: | 80% | 20% | 100% |

| % of Closings by Chap. By Div. Chapter % of | | | |
|--|----------------|----------------|-----------------------|
| | Memphis | Jackson | Total Closings |
| Chapter 7 | 75% | 25% | 24% |
| Chapter 11 | 77% | 23% | 0% |
| Chapter 12 | 0% | 0% | 0% |
| Chapter 13 | 83% | 17% | 76% |
| Totals: | 81% | 19% | 100% |

| % of Closings by Chap. By Div. Chapter % of | | | |
|--|----------------|----------------|-----------------------|
| | Memphis | Jackson | Total Closings |
| Chapter 7 | 75% | 25% | 25% |
| Chapter 11 | 74% | 26% | 0% |
| Chapter 12 | 0% | 100% | 0% |
| Chapter 13 | 81% | 19% | 75% |
| Totals: | 80% | 20% | 100% |

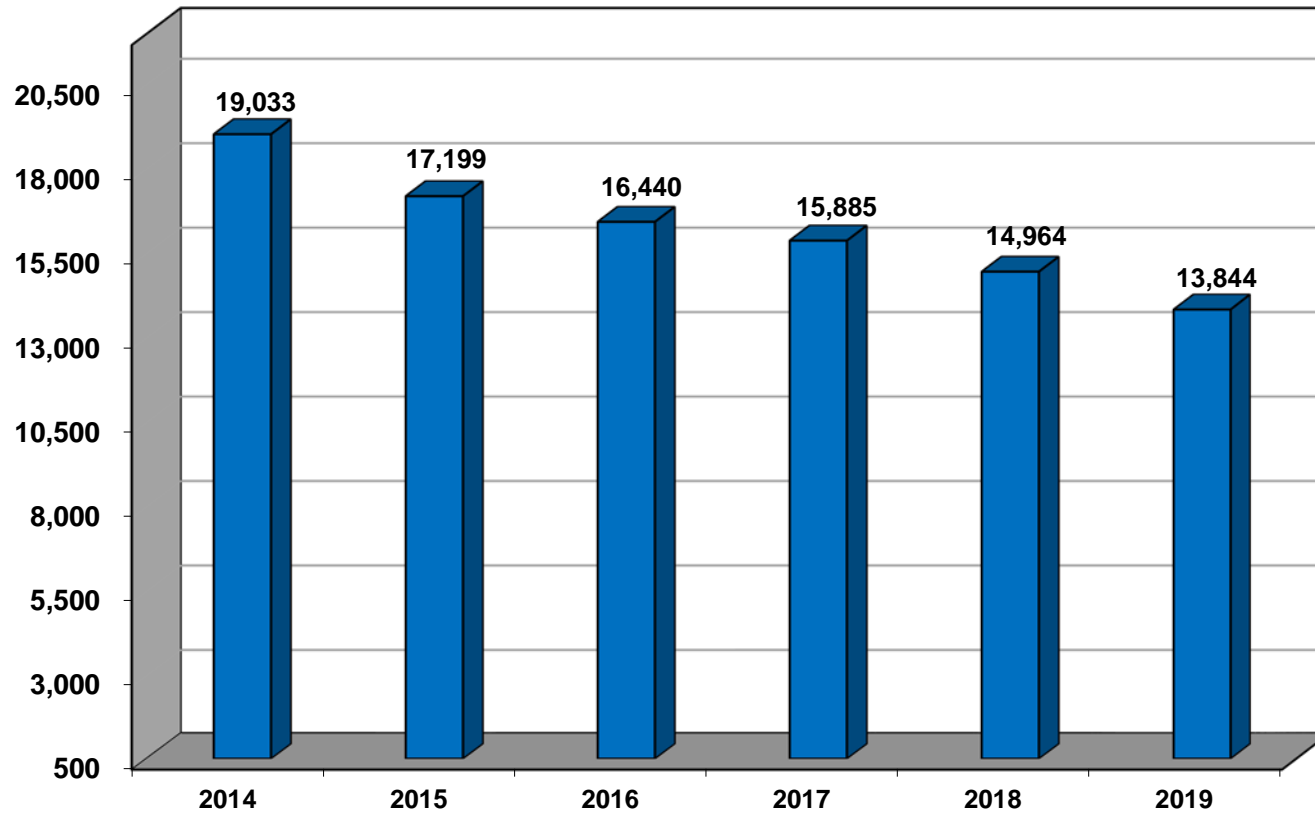
Overall Change
2019 Over 2018
(Both Divisions)

-7.48%

| 2019 Over 2018 | | |
|-----------------------|----------------|----------------|
| | Memphis | Total % |
| Chapter 7 | (300) | -10.35% |
| Chapter 11 | (6) | -23.08% |
| Chapter 12 | 1 | 100% |
| Chapter 13 | (678) | -7.48% |
| Totals: | (983) | -8.20% |

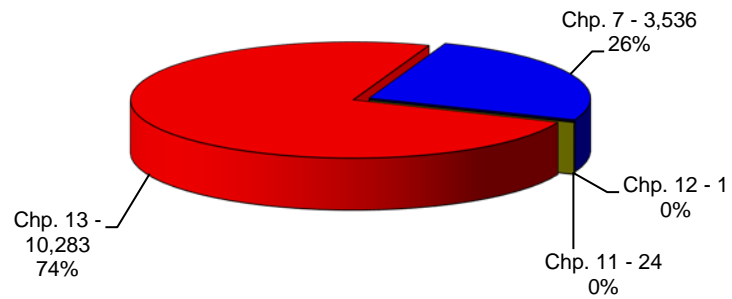
Calculation of percentages are rounded to two places. .745 would be shown as .75 or 75%, and .744 would be displayed as .74 or 74%.

**Total Closings For Western District By Year
12 Month Period Ending Sep 20, 2019
and Prior 12 Month Intervals**

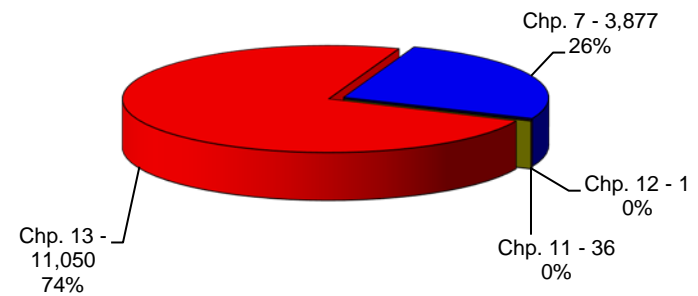


United States Bankruptcy Court Western District of Tennessee

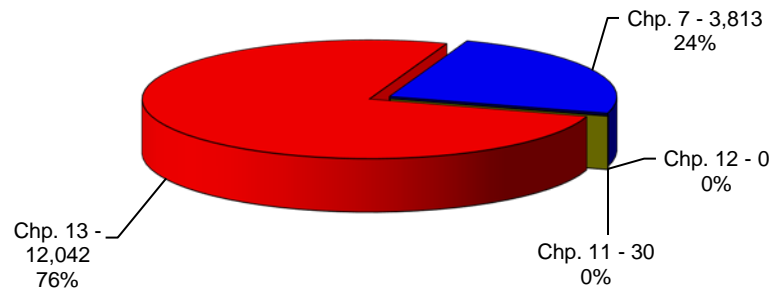
Bankruptcy Case Closings
Oct 01, 2018 thru Sep 30, 2019



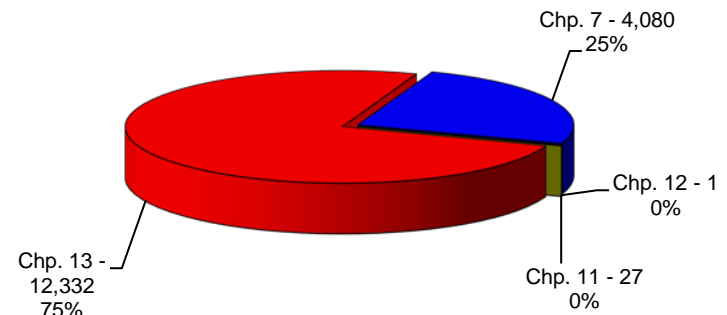
Bankruptcy Case Closings
Oct 1, 2017 thru Sep 30, 2018



Bankruptcy Case Closings
Oct 1, 2016 thru Sep 30, 2017

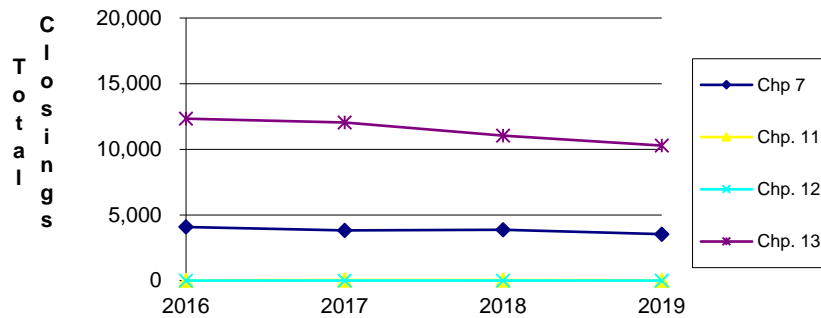


Bankruptcy Case Closings
Oct 1, 2015 thru Sep 30, 2016

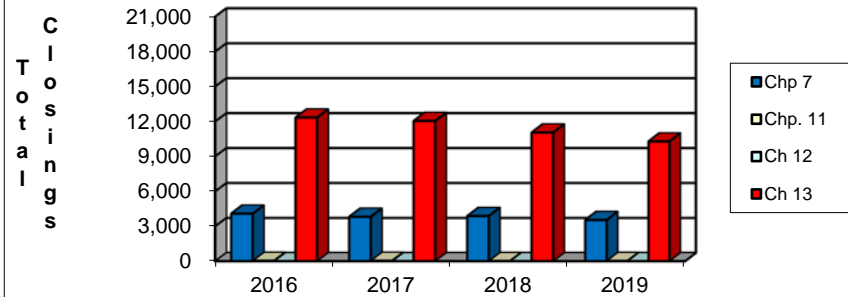


United States Bankruptcy Court Western District of Tennessee

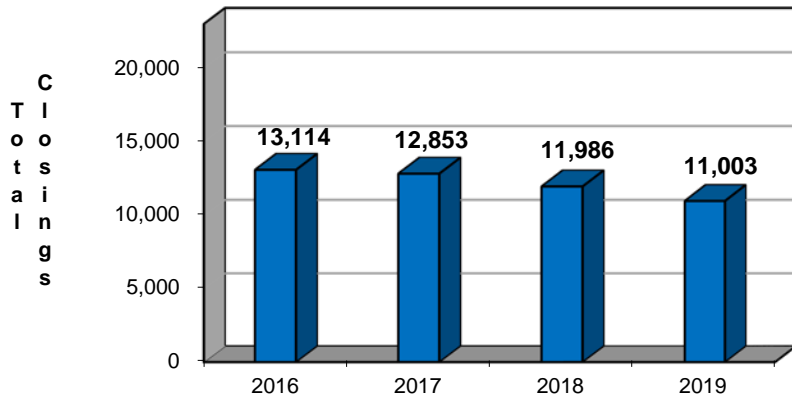
**Bankruptcy Case Closings
Three Year Comparison**



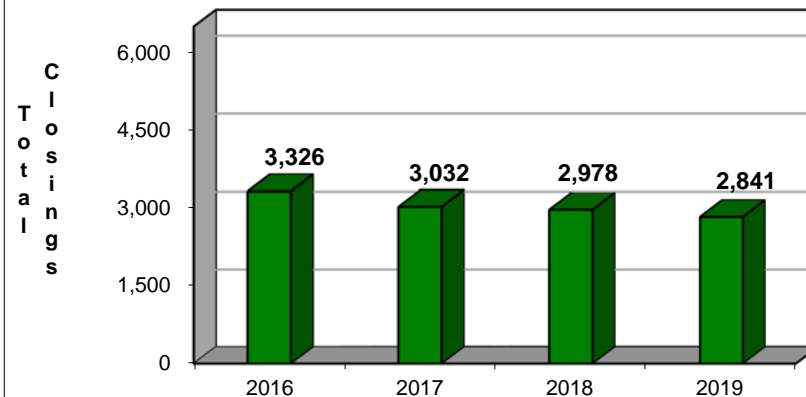
**District Wide Total
By Chapter**



**Total Closings For Western Division By Year
12 Month Period Ending Sep 30, 2019
and Prior 12 Month Intervals**



**Total Closings For Eastern Division By Year
12 Month Period Ending Sep 30, 2019
and Prior 12 Month Intervals**



NOTE: Data For Each Year was Calculated Beginning Sep 30, 2019 And Extending Backwards Twelve Months